



## **Travis & Bastrop County 4-H Photography Contest**

### **REGISTRATION:**

Registration for the County Photography Contest will be done via e-mail and entries are due by 5:00 PM on **May 14th, 2021**. Entry into the contest is free. All contest participants must currently be registered in 4-H Connect in their respective county. Please email all entries to CEP 4-H Agent Nathan Tucker at: [Nathan.Tucker@agnet.tamu.edu](mailto:Nathan.Tucker@agnet.tamu.edu). Please be sure that all photos are properly labeled as per instructions below.

**Please note that the county contest is not a qualifying contest for the District or the State Contest.**

**If you would like to submit photos to the state contest (seniors only) please submit photos in 4-H Connect by April 15<sup>th</sup>,**

**2021. This will allow us to determine which photo qualifies for each category, as only one photo per category is allowed per county in the state contest. These photos will be automatically entered into the county contest as well. Senior photos that will not be entered into the state contest have until the usual May 10th deadline to enter the county contest.**

**Continuing this year:** The Travis County Photography Contest is open this year to entries from Bastrop County.

### **AGE DIVISIONS:**

The age divisions for the Travis County 4-H Photography Contest are as follows. **Make sure each participant enters the correct age division!**

- Clover – Younger than 3<sup>rd</sup> grade (no categories for clover kids, they will all receive green clover kid ribbons)
- Junior – 3<sup>rd</sup> to 5<sup>th</sup> grade
- Intermediate – 6<sup>th</sup> to 8<sup>th</sup> grade
- Senior – 9<sup>th</sup> to 12<sup>th</sup> grade

### **NUMBER OF ENTRIES:**

Each 4-H member **may enter up to five (5) photos**. If a 4-Her submits more than 5 photos, it will be up to the committee's discretion as to which 5 photos will be judged. Photos must be taken by the 4-H member between May 2, 2020 and May 14, 2021.

### **PROCESS OF SUBMITTING PHOTOGRAPHS FOR COUNTY JUDGING**

All entries for the 2021 Travis County Photography Contest may be submitted either via email or in person. Please read these submission rules very carefully to prevent disqualification of entries! All entries will be submitted by the entry deadline. Therefore, all photos are due by 5:00 PM CST, May 14, 2021.

### **PLEASE READ THESE RULES VERY CAREFULLY AND FOLLOW EVERY STEP CORRECTLY!!!**

**1. Formatting the Photograph.** Photographs should be taken at the highest resolution possible. Photographs must be in a .jpeg, .jpg, .png or .gif format. Files submitted may not be larger than 3,048k (3MB). There is no minimum size requirement, however, your photograph must be large enough that it can be clearly evaluated for the contest (i.e. if it is too small, it can be disqualified).

**2. Labeling/Naming the Photograph.** Each photograph will need to be clearly labeled with the Age Division, Category, and 4-H member's first and last name (see below for example).

*For example: Junior 4-H member John Smith entering the Animals-Wildlife category would upload a file labeled:  
Junior\_Wildlife\_John\_Smith.jpg*

Cooperative efforts of Travis County and the Texas A&M AgriLife Extension Service have made the Travis County 4-H program possible. Educational programs of the Texas A&M AgriLife Extension Service and the Prairie View A&M University Cooperative Extension Program are open to all people without regard to race, color, religion, sex, national origin, age, disability, genetic information, or veteran status. The Texas A&M University System, U.S. Department of Agriculture and the County Commissioners Courts of Texas Cooperating.

*Please use the following labels for the categories:*

CATEGORY	FILE LABEL NAME
ANIMALS – DOMESTIC	Domestic
ANIMALS – WILDLIFE	Wildlife
CATCH ALL	Catch All
DETAILS & MACRO	Details
ELEMENTS OF DESIGN	Elements
ENHANCED	Enhanced
FOOD	Food

CATEGORY	FILE LABEL NAME
LANDSCAPE & NATURE	Landscape
LEADING LINE	Leading
LONG EXPOSURE	Long Ex
MOTION/ACTION	Motion/Action
PEOPLE	People
PLANT/FLORA	Plant
SHADOW/SILHOUETTE	Shadow
THEME	Theme

**3. Submitting the Entry.** Photo submission for the County contest will be done via email. Please email photos to [Nathan.Tucker@agnet.tamu.edu](mailto:Nathan.Tucker@agnet.tamu.edu) .

#### **Judging Of Photos**

Judging will be held on or around Tuesday, May 18<sup>th</sup> at the County Extension office and/or virtually. A slide show of all photos will be available following the judging and ribbons will be given or mailed to the entrants.

#### **Recognition of Contest Results**

Blue, Red or White award ribbons will be given for each photo. Judging will be done by qualified staff and volunteers. 'Best in Show' may also be awarded in each of the categories for each age division. Please note that 'Best In Show' will only be awarded in categories where a photo merits the award and some categories and age divisions may not have a 'Best In Show' winner. Each category will have no more than one 'Best In Show' winner per age division. However, each entry will receive a blue, red, or white ribbon based on the judges' appraisal of the merits of the photo in terms of composition, lighting, focus, and creativity/originality. Note: Clover kids will receive a green participation ribbon for each photo entered.

Following the judging, 4-Hers will receive their ribbons from their County Agent or via mail.

#### **Categories for County Photography Contest**

We will follow the State and District Photography Rules for Contest Categories. Categories and descriptions are attached. There are no separate categories for color or black and white photos.

Please share this information with your 4-H members and work with them to get photos submitted by May 14, 2021.

#### **Additional Information**

The 2021 State Photography Contest Rules can be found at:

[http://texas4-h.tamu.edu/wp-content/uploads/20-21\\_Photography\\_Rules.pdf](http://texas4-h.tamu.edu/wp-content/uploads/20-21_Photography_Rules.pdf)

#### **Enclosures**





- State Photography Categories & Descriptions





Cooperative efforts of Travis County and the Texas A&M AgriLife Extension Service have made the Travis County 4-H program possible. Educational programs of the Texas A&M AgriLife Extension Service and the Prairie View A&M University Cooperative Extension Program are open to all people without regard to race, color, religion, sex, national origin, age, disability, genetic information, or veteran status. The Texas A&M University System, U.S. Department of Agriculture and the County Commissioners Courts of Texas Cooperating.






## Descriptions of Categories

It is extremely important that 4-H members, project leaders, parents, and county Extension agents review the descriptions of each category very carefully. Please do not enter photographs into categories that are duplicates from other categories or ones that do not clearly meet the category description.


Photographs that do not meet the description of the category will be disqualified.

Category Description	What is NOT Allowed	Examples	Example Photo
<b>ANIMALS – DOMESTIC</b> Photos focusing on the various animals that have been tamed and made fit for a human environment. To be considered domesticated, the animal must have their behavior, life cycle, or physiology systemically altered as a result of being under human control for many generations.		Chickens, cows, dogs, cats, hamsters, horses, pigs, sheep, goats, etc. All waterfowl (ducks and geese) should be entered in Animals - Wildlife.	
<b>ANIMALS - WILDLIFE</b> Category focuses on animals not tamed or domesticated and commonly found in the wild throughout the country and world. Photos can be of wildlife in nature, zoos, and/ or petting zoos.		Deer, snakes, insects, rodents, elephants, fish etc.	
<b>CATCH-ALL</b> Category for photos that do not fit into one of the other categories.	<b>Not allowed:</b> A duplicate photo also entered in another category.	Still life, cars.	
<b>DETAILS &amp; MACRO</b> Getting in close is the name of the game for this category. The goal is to zoom in close on an object to see its finer details or to make small objects appear life-sized or larger than we do not normally get to see with the naked eye.		Insect eyes, veins on a leaf, a reflection in a water droplet, etc.	

Category Description	What is NOT Allowed	Examples	Example Photo
<b>ELEMENTS OF DESIGN</b> Images use of graphic elements of design. Photos that showcase line, shape, pattern, form, texture, perspective, etc. Photo can consist of any subject matter. Category is not for graphic illustrations made in commercial programs (i.e. Adobe Illustrator®) nor for extreme digital creations.	Digital creations or graphic designs made in software such as Photoshop, InDesign or Illustrator.	Line, pattern, perspective, shape, etc.	
<b>ENHANCED</b> A single photo that has been technically manipulated to be an abstract, panoramic, stitched or composite images. Other variations are allowed as well.		Photoshop® composites and creations. Images greatly manipulated with a variety of filters. Photos with artistic borders. Photos stitched into a panoramic.	
<b>FOOD</b> A still life specialization of photography, aimed at producing attractive photographs of food for use in such items of advertisements, packaging, menus and/or cookbooks.	A photo of alcohol beverages.	Cakes/pies, Easter eggs, fruits and place settings, ingredients, sandwiches, Thanksgiving dinner, etc.	
<b>LANDSCAPE &amp; NATURE</b> The focus of this category includes landscapes, outdoor scenics, nature images, sunsets, urban landscapes, seascapes, cityscapes, and farms. Images focus on the beauty of the outdoors.	Primary subject is a person or wildlife.	Gardens/landscapes, outdoors, scenics, etc.	

Category Description	What is NOT Allowed	Examples	Example Photo
<b>LEADING LINE (New)</b> This image composition technique features lines that draw the viewer's eye from point A to point B, which is the primary subject.		A river that begins in the foreground and draws your attention to a photogenic bridge in the background.	
<b>LONG EXPOSURE (New)</b> Also known as time-exposure or slow-shutter, this technique involves using a long-duration shutter speed. It can be used to sharply capture stationary elements of an image while blurring, smearing, or obscuring the moving elements. It is also used in low-light conditions.		Fireworks, moving water, light trails, Milky Way, light painting, night or low-light conditions, etc.	
<b>MOTION/ACTION</b> The capture of movement within a single photo. The subject appears stopped or "frozen" or blurred.		Ferris wheel spinning, sporting events, horse running across a field, etc.	
<b>PEOPLE</b> Photos focus from all walks of life, parenting and family, children, babies, models/ fashion, sports, and couples.	<b>NOTE:</b> All individuals in the photos must have provided consent and permission as a subject. If requested, a release will be needed from the photographer and subject	Babies, kids, families, models/fashion.	
<b>PLANT/FLORA</b> Photos of interesting, unique, and beautiful flowers and flora. Photography can occur outdoors or indoors. Photo subject should be that of a single flower, plant, bush, tree, etc. Large collections of plant/flora should be considered for entry into the Nature & Landscape category.		A rose, an upward shot of a tree, a flower bouquet, etc.	



Category Description	What is NOT Allowed		Example Photo
<b>SHADOW/SILHOUTTE</b> A silhouette is an outline that appears dark (typically a single color) with little or no details/features against a brighter background. Recording patterns of light and shade for a desired effect or emphasis is the definition of a shadow. The silhouette or shadow must be the primary subject and focus of the image.	Shadows/silhouettes of people, plants, animals, structures, architectures, or natural structures.	Reflections.	
<b>THEME (New)</b> The 2020-2021 theme is “Forced Perspective”. This is a fun technique which uses an optical illusion to make an object appear farther away, closer, larger or smaller than it actually is. The effect is accomplished by camera and subject matter positioning.	Photos manipulated by software.	toy figurine that appears life-sized, person “leaning” against a tower, etc.	