



PRAIRIE VIEW A&M UNIVERSITY  
Cooperative Extension Program

TEXAS A&M  
**AGRI**LIFE  
EXTENSION

## **Travis County 4-H Photography Contest**

### **REGISTRATION:**

Registration for the County Photography Contest will be done via e-mail and entries are due by 5:00 PM on **May 1, 2020**. Entry into the contest is free. Please email all entries to CEP 4-H Agent Nathan Tucker at:

[Nathan.Tucker@agnet.tamu.edu](mailto:Nathan.Tucker@agnet.tamu.edu). Please be sure that all photos are properly labeled as per instructions below.

**Please note that the county contest is not a qualifying contest for the District or the State Contest.**

**NEW THIS YEAR: If you would like to submit photos to the state contest (seniors only) please submit photos to Nathan via email by April 15<sup>th</sup>, 2020. This will allow us to determine which photo qualifies for each category, as only one photo per category is allowed per county in the state contest. These photos will be automatically entered into the county contest as well. Senior photos that will not be entered into the state contest have until the usual May 3 deadline to enter the county contest.**

### **AGE DIVISIONS:**

The age divisions for the Travis County 4-H Photography Contest are as follows. *Make sure each participant enters the correct age division!*

- Junior – 3<sup>rd</sup> to 5<sup>th</sup> grade
- Intermediate – 6<sup>th</sup> to 8<sup>th</sup> grade
- Senior – 9<sup>th</sup> to 12<sup>th</sup> grade

### **NUMBER OF ENTRIES:**

Each 4-H member **may enter up to five (5) photos**. If a 4-Her submits more than 5 photos, it will be up to the committee's discretion as to which 5 photos will be judged. Photos must be taken by the 4-H member between May 4, 2019 and May 1, 2020.

### **PROCESS OF SUBMITTING PHOTOGRAPHS FOR COUNTY JUDGING**

All entries for the 2020 Travis County Photography Contest may be submitted either via email or in person. Please read these submission rules very careful to prevent disqualification of entries! All entries will be submitted by the entry deadline. Therefore, all photos are due by 5:00 PM CST, May 1, 2020.

**PLEASE READ THESE RULES VERY CAREFULLY AND FOLLOW EVERY STEP CORRECTLY!!!**

**1. Formatting the Photograph.** Photographs should be taken at the highest resolution possible. Photographs must be in a .jpeg, .jpg, .png or .gif format. Files submitted may not be larger than 3,048k (3MB). There is no minimum size requirement, however, your photograph must be large enough that it can be clearly evaluated for the contest (i.e. if it is too small, it can be disqualified).

**2. Labeling/Naming the Photograph.** Each photograph will need to be clearly labeled with the Age Division, Category, and 4-H member's first and last name (see below for example).

*For example: Junior 4-H member John Smith entering the Animals-Wildlife category would upload a file labeled: Junior0\_Wildlife\_John\_Smith.jpg*

Cooperative efforts of Travis County and the Texas A&M AgriLife Extension Service have made the Travis County 4-H program possible. Educational programs of the Texas A&M AgriLife Extension Service and the Prairie View A&M University Cooperative Extension Program are open to all people without regard to race, color, religion, sex, national origin, age, disability, genetic information, or veteran status. The Texas A&M University System, U.S. Department of Agriculture and the County Commissioners Courts of Texas Cooperating.

*Please use the following labels for the categories:*

CATEGORY	FILE LABEL NAME	CATEGORY	FILE LABEL NAME
ANIMALS - DOMESTIC	Domestic	LANDSCAPE & NATURE	Nature
ANIMALS - WILDLIFE	Wildlife	MOTION/ACTION	Motion/Action
CATCH ALL	All	NIGHT	Night
DETAILS & MACROS	Details	PEOPLE	People
DOMINANT COLOR	Dominant	PLANT/FLORA	Plant
ELEMENTS OF DESIGN	Elements	SHADOW/SILHOUETTE	Shadow/Silhouette
ENHANCED	Enhanced	THEME	Theme
FOOD	Food		

3. **Submitting the Entry.** Photo submission for the County contest will be done via email. Please email photos to [Nathan.Tucker@agnet.tamu.edu](mailto:Nathan.Tucker@agnet.tamu.edu) .

### **Judging Of Photos**

Judging will be held on Wednesday, May 5<sup>th</sup> at the County Extension office. A slide show of all photos will be available following the judging and ribbons will be given or mailed to the entrants.

### **Recognition of Contest Results**

Blue, Red or White award ribbons will be given for each photo. Judging will be done by qualified staff and volunteers. 'Best in Show' may also be awarded in each of the categories for each age division. Please note that 'Best In Show' will only be awarded in categories where a photo merits the award and some categories and age divisions may not have a 'Best In Show' winner. Each category and age division will have no more than one 'Best In Show' winner. However, each entry will receive a blue, red, or white ribbon based on the judges' appraisal of the merits of the photo in terms of composition, lighting, focus, and creativity/originality.

Following the judging, 4-Hers will receive their ribbons from their County Agent or via mail.

### **Categories for County Photography Contest**

We will follow the State and District Photography Rules for Contest Categories, with the exception of keeping the Storyboard category instead of Sports. Sports photos can be entered under Motion/Action. Categories and Descriptions are attached. There are no separate categories for color or black and white photos.

Please share this information with your 4-H members and work with them to get photos submitted by May 1, 2020.





Additional Information: The 2020 State Photography Contest Rules can be found at: [https://texas4-h.tamu.edu/wp-content/uploads/photography\\_contest\\_rules\\_guidelines\\_2020.pdf](https://texas4-h.tamu.edu/wp-content/uploads/photography_contest_rules_guidelines_2020.pdf)





### **Enclosures**

- State Photography Categories & Descriptions






## Descriptions of Categories


It is extremely important that 4-H members, project leaders, parents, and county Extension agents review the descriptions of each category very carefully. Please do not enter photographs into categories that are duplicates from other categories or ones that do not clearly meet the category description. Photographs that do not meet the description of the category will be disqualified.

Category Description	What is NOT Allowed	Examples	Example Photo
<b>ANIMALS - DOMESTIC</b> Photos focusing on the various animals that have been tamed and made fit for a human environment. To be considered domesticated, the animal must have their behavior, life cycle, or physiology systemically altered as a result of being under human control for many generations.		Dog, Sheep, Pig, Goat, Cow, Cat, Chicken, Horse, Camel, Goose, Ducks (domestic use), Hamsters.	
<b>ANIMALS - WILDLIFE</b> Category focuses on animals not tamed or domesticated and commonly found in the wild throughout the country and world. Photos can be of wildlife in nature, zoos, and/ or petting zoos.		Deer, snakes, insects, rodents, elephants, etc.	
<b>CATCH-ALL</b> Category for photos that do not fit into one of the other categories. This includes such photos as still-life, motion-blur, Polaroid transfers, SX-70 images, hand colored photos.	Do not submit a photo in this category which can clearly be submitted in another photography category. Catch-all is not intended for counties to use to eliminate duplicate photos from multiple 4-H members.	Polaroid image & emulsion transfers, still-life, long exposure zoomed images, and painting with light.	
<b>DETAILS &amp; MACRO</b> Getting in close is the name of the game for this category. We welcome pictures of small details that suggest a larger story. This is also the place for macro photographs (although a macro image of a flower might equally go into the Plants/Flora category).		Detail of a knot, a lock, or an abstract close-up - anything as long as it is a tight composition of a detail. Macro examples include parts of a flower bloom, insects, stamps, ice crystals, etc.	

Category Description	What is NOT Allowed	Examples	Example Photo
<b>DOMINANT COLOR</b> Photos with a dominant color. The dominant element in the image must be a specific color, such as red, yellow, blue, white, black, green, etc. Black & White photos, duotones, are excluded from this category.		Bowl of lemons, in a yellow bowl, on top of a yellow table covering, with a bright yellow tone sunlighting on it.	
<b>ELEMENTS OF DESIGN</b> Images use of graphic elements of design. Photos that showcase line, shape, pattern, form, texture, perspective, etc. Photo can consist of any subject matter. Category is not for graphic illustrations made in commercial programs (i.e. Adobe Illustrator®) nor for extreme digital creations.	Graphic design illustrations made in a program such as Adobe Photoshop or Illustrator. Digital creations DO NOT qualify in this category.	Perspective, Line, Pattern.	
<b>ENHANCED</b> A single photo that has been technically manipulated to be an abstract, panoramic, stitched or composite images. Other variations are allowed as well.		Photoshop® composites and creations. Images greatly manipulated with a variety of filters. Photos with artistic borders. Photos stitched into a panoramic.	
<b>FOOD</b> Category is a still life specialization of photography, aimed at producing attractive photographs of food for use in such items of advertisements, packaging, menus and/or cookbooks.	NO PHOTOS OF ALCOHOL BEVERAGES ARE ALLOWED!	Thanksgiving dinner, cakes/pies, fruits and place settings, Easter eggs, sandwiches, ingredients, etc.	



Category Description	What is NOT Allowed	Examples	Example Photo
<b>LANDSCAPE &amp; NATURE</b> The focus of this category includes landscapes, outdoor scenics, nature images, sunsets, urban landscapes, seascapes, cityscapes, and farms. Images focus on the beauty of the outdoors.	Photos which primary subject is wildlife or person.	Landscapes, Scenics, Outdoors.	
<b>MOTION/ACTION</b> The capture of movement within a single photo.	Photos entered into another category.	Horse Running across field/pasture Ferris Wheel Spinning.	
<b>NIGHT</b> Photos that capture objects in or against the night sky. Photos can include objects such as buildings, landscape features, people, light trails, etc. seen at night. Objects seen in the night sky such as stars and planets are also acceptable. The use of a telescope is permitted.	Sunset and sunrise photos.	Milky Way, meteor shower, moon, cityscape at night.	
<b>PEOPLE</b> Photos focus from all walks of life, parenting and family, children, babies, models/ fashion, sports, and couples.	<b>NOTE:</b> All individuals in the photos must have provided consent and permission as a subject. If requested, a release will be needed from the photographer and subject	Babies, kids, families, models/fashion.	
<b>PLANT/FLORA</b> Photos of interesting, unique, and beautiful flowers and flora. Photography can occur outdoors or indoors. Photo subject should be that of a single flower, plant, bush, tree, etc. Large collections of plant/flora should be considered for entry into the Nature & Landscape category.		A rose, an upward shot of a tree, a flower bouquet, etc.	

Category Description	What is NOT Allowed		Example Photo
<b>SHADOW/SILHOUTTE</b> A silhouette is an outline that appears dark (typically a single color) with little or no details/features against a brighter background. Recording patterns of light and shade for a desired effect or emphasis is the definition of a shadow. The silhouette or shadow must be the primary subject and focus of the image.	Shadows/silhouettes of people, plants, animals, structures, architectures, or natural structures.	Reflections.	
<b>THEME – THE ELEMENTS</b> The 2019-2020 theme is “The Elements”. This category must contain one of the four elements: earth, air, water, or fire. Photos can include a combination of one or more elements, bt the element(s) itself must be the focal point of the photo.	Photos entered into this category cannot be entered into another category of the contest.	Dust devil, river, stream, snow, campfire, water droplets, clouds, etc.	