



## District 10 Photography Contest

### **REGISTRATION:**

Regular Registration for the District Photography Contest will be held on *4-H Connect* **March 2 - March 13, 2015**. Cost for registration will be \$5.00 per person. Late Registration will be held on 4-H Connect March 14 – March 20, 2015. Cost for late registration will be \$30.00 (\$5.00 regular entry and \$25.00 late fee).

### **AGE DIVISIONS:**

The age divisions for District 10 4-H Photography Contest are as follows. *Make sure each participant enters the correct age division!*

- Junior – 8 and in the 3<sup>rd</sup> grade to 10 years old as of August 31, 2014
- Intermediate – 11-13 as of August 31, 2014
- Senior – 14-19 as of August 31, 2014

### **NUMBER OF ENTRIES:**

Each 4-H member **may enter up to three (3) photos**. ***New this year: a 4-Her CANNOT enter all three photographs in the same category; they will need to be entered in three different categories.*** If a 4-Her submits more than 3 photos, it will be up to the committee's discretion as to which 3 photos will be judged. Photos must be taken by the 4-H member between May 1, 2014 and March 20, 2015.

### **PROCESS OF SUBMITTING PHOTOGRAPHS FOR DISTRICT JUDGING**

All entries for the 2015 District 10 Photography Contest will be completed using 4-H Connect. Please read these submission rules very careful to prevent disqualification of entries! All entries will be uploaded to 4-H connect at the time of entry. Therefore, all photos are due by March 20, 2015.

### **PLEASE READ THESE RULES VERY CAREFULLY AND FOLLOW EVERY STEP CORRECTLY!!!**

**1. Formatting the Photograph.** Photographs should be taken at the highest resolution possible. Photographs must be in a .jpeg, .jpg, or .gif format. Files submitted may not be larger than 2,048k (2MB). There is no minimum size requirement, however, your photograph must be large enough that it can be clearly evaluated for the contest (i.e. if it is too small, it can be disqualified).

**2. Labeling/Naming the Photograph.** Each photograph will need to be clearly labeled with the Age Division, Category, County, 4-H member's first and last name and the name of the category (see below for label name).

*For example: Junior 4-H member John Smith from Bandera County entering the Animals-Wildlife category would upload a file labeled: Junior\_Wildlife\_Bandera\_John\_Smith.jpg*

Please use the following labels for the categories:

CATEGORY	FILE LABEL NAME	CATEGORY	FILE LABEL NAME
ANIMALS - DOMESTIC	Domestic	MARINE/AQUATIC	Marine
ANIMALS - WILDLIFE	Wildlife	NATURE & LANDSCAPE	Nature
CATCH ALL	All	NIGHT PHOTOGRAPHY	Night
DETAILS & MACROS	Details	PEOPLE	People
DIGITAL DARKROOM	Darkroom	PLANT/FLORA	Plant
DOMINANT COLOR	Dominant	STORYBOARD	Storyboard
ELEMENTS OF DESIGN	Elements	THEME	Theme
FOOD	Food		

**3. Submitting the Entry.** Photo submission for the District contest will be on 4-H Connect between March 2 - March 13, 2015 (for regular registration) and March 14 – March 20, 2015 (for late registration). Deadlines vary by county, so you will need to contact your County Extension Agent.

**4. Completing online entry.** Please select the entry fee at the top of the page. After selecting the entry fee, you will need to upload your photographs. In order to upload your photographs, you will go to the first upload section, and find the category you are entering. In the box for the category you will select upload, and it will add your photograph to that section. If entering more than one photo, continue to the next section and upload your next photo. **Only one photo may be uploaded per section.**

### **Judging Of Photos**

Judging will be held prior to District 4-H Roundup. A slide show of all photos will be on display at **District 4-H Roundup on May 2, 2015 at Texas A&M University – San Antonio.**

### **Recognition of Contest Results**

Blue, Red or White award ribbons will be given for each photo. Judging will be done by a qualified judge and the State Photography Contest Score Sheet will be used. 'Category Winner' will also be awarded in each of the 15 categories for each age division.

An overall Champion will also be selected from each age division.

Following Round-Up, 4-Hers will receive their score sheets and ribbons from their County Agent.

### **Categories for District Photography Contest**

We will follow the State Photography Rules for Contest Categories. Categories and Descriptions are attached. There are no separate categories for color or black and white photos.

Please share this information with your 4-H members and work with them to get registered on 4-H Connect and upload photos by March 20, 2015.





Additional Information: The 2015 State Photography Contest Rules can be found at: <http://texas4-h.tamu.edu/statephotography/>





### **Enclosures**






- State Photography Categories & Descriptions


## Descriptions of Categories

It is extremely important that 4-H members, project leaders, parents, and county Extension agents review the descriptions of each category very carefully. Please do not enter photographs into categories that are duplicates from other categories or ones that do not clearly meet the category description. Photographs that do not meet the description of the category will be disqualified.

Category Description	What is NOT Allowed	Examples	Example Photo
<p><b>ANIMALS - DOMESTIC</b></p> <p>Photos focusing on the various animals that have been tamed and made fit for a human environment. To be considered domesticated, the animal must have their behavior, life cycle, or physiology systemically altered as a result of being under human control for many generations.</p>		Dog, Sheep, Pig, Goat, Cow, Cat, Chicken, Horse, Camel, Goose, Ducks (domestic use), Hamsters.	
<p><b>ANIMALS - WILDLIFE</b></p> <p>Category focuses on animals not tamed or domesticated and commonly found in the wild throughout the country and world. Photos can be of wildlife in nature, zoos, and/ or petting zoos.</p>		Deer, snakes, insects, rodents, elephants, etc.	
<p><b>CATCH-ALL</b></p> <p>Category for photos that do not fit into one of the other categories. This includes such photos as still-life, motion-blur, Polaroid transfers, SX-70 images, hand colored photos.</p>	Do not submit a photo in this category which can clearly be submitted in another photography category. Catch-all is not intended for counties to use to eliminate duplicate photos from multiple 4-H members.	Polaroid image & emulsion transfers, still-life, long exposure zoomed images, and painting with light.	
<p><b>DETAILS &amp; MACRO</b></p> <p>Getting in close is the name of the game for this category. We welcome pictures of small details that suggest a larger story. This is also the place for macro photographs (although a macro image of a flower might equally go into the Flowers category).</p>		Detail of a knot, a lock, or an abstract close-up - anything as long as it is a tight composition of a detail. Macro examples include parts of a flower bloom, insects, stamps, ice crystals, etc.	

Category Description	What is NOT Allowed	Examples	Example Photo
<p><b>DIGITAL DARKROOM</b> Photos are for digital art - images created or drastically altered in software like Adobe Photoshop®. For this category, a 4-H member will submit a minimum of at least two photos that demonstrate the before photo(s) and the altered, or final, digital piece. The multiple photos will illustrate the alterations made to the original photos. All photos should be incorporated into one file for submission.</p>		<p>Photoshop® composites and creations, images greatly manipulated with a variety of filters, photos with artistic borders, photos stitched into a panoramic.</p>	
<p><b>DOMINANT COLOR</b> Photos with a dominant color. The dominant element in the image must be a specific color, such as red, yellow, blue, white, black, white, green, etc. Black &amp; White photos, duotones, are excluded from this category.</p>		<p>Bowl of lemons, in a yellow bowl, on top of a yellow table covering, with a bright yellow tone sun lighting on it.</p>	
<p><b>ELEMENTS OF DESIGN</b> Images use of graphic elements of design. Photos that showcase line, shape, pattern, form, texture, perspective, etc. Photo can consist of any subject matter. Category is not for graphic illustrations made in commercial programs (i.e. Adobe Illustrator®) nor for extreme digital creations.</p>		<p>Perspective, Line, Pattern.</p>	
<p><b>FOOD</b> Category is a still life specialization of photography, aimed at producing attractive photographs of food for use in such items of advertisements, packaging, menus and/or cookbooks.</p>	<p>NO PHOTOS OF ALCOHOL BEVERAGES ARE ALLOWED!</p>	<p>Thanksgiving dinner, cakes/pies, fruits and place settings, Easter eggs, sandwiches, ingredients, etc.</p>	

Category Description	What is NOT Allowed	Examples	Example Photo
<p><b>MARINE/AQUATIC</b>            Photos of any <b>LIVING ORGANISM</b> in bodies of either fresh or ocean (salt) water.</p>	<p>NO PHOTOS OF BOATS, SHIPS, OR FISHING SUPPLIES</p>	<p>Fish, stingrays, whales, starfish, divers under water, etc.</p>	
<p><b>NATURE &amp; LANDSCAPE</b>            The focus of this category includes landscapes, outdoor scenics, nature images, sunsets, urban landscapes, seascapes, cityscapes, and farms. Images focus on the beauty of the outdoors.</p>		<p>Landscapes, Scenics, Outdoors.</p>	
<p><b>NIGHT PHOTOGRAPHY</b>            Photos taken outdoors between after-dusk and before dawn. Generally these photos are achieved by using artificial light or using a long exposure. This category can include any subject as long as the focus is on the skill and technique used to acquire the photograph.</p>	<p>NO PHOTOS OF SUNSETS OR SUNRISES - NO SUNLIGHT AT ALL!!!!!!</p>	<p>Fireworks, lighting on buildings/structures, animals, plant/flora, people, etc.</p>	
<p><b>PEOPLE</b>            Photos focus from all walks of life, parenting and family, children, babies, models/ fashion, sports, and couples. See Rule #8 above.</p>		<p>Kids &amp; Family, Models/Fashion, Sports.</p>	
<p><b>PLANT/FLORA</b>            Photos of interesting, unique, and beautiful flowers and flora. Photography can occur outdoors or indoors. Photo subject should be that of a single flower, plant, bush, tree, etc. Large collections of plant/flora should be considered for entry into the Nature &amp; Landscape category.</p>		<p>A rose, an upward shot of a tree, a flower bouquet, etc.</p>	

Category Description	What is NOT Allowed	Examples	Example Photo
<p><b>STORYBOARD</b> A storyboard is one digital entry (one photo) that contains three smaller images and minimal text that tells a story. The story should be easily understood by the viewer. This entry is one single file.</p>		<p>Three images depicting the blooming of a rose bud at different stages, with the title of "Beginning of Beauty".</p>	
<p><b>THEME</b> Theme photo focuses on a subject announced and outlined in the contest rules and guidelines. For 2014-15 the theme is "Inspiration" This year theme will focus on pictures of subjects that move and inspire YOU. Photos can include photos of leaders, mentors, family, friends, things in your community, school, church, or across the country and world.</p>	<p>Photos which have been entered into other categories.</p>	<p>Images of family members, a leader/teacher or someone that you look up to, something in nature, or things that give you daily inspiration.</p>	